District 14 B

As of June 2022 Cumulative

Year	New Clubs	Dropped Clubs	Gain/ Loss Clubs	New Members	Charter Members	Reinstate Members	Transfer Members	Total Member Added	Total Members Dropped	Gain/ Loss Members
2017-2018	0	0	0	87	1	5	4	97	131	-34
2018-2019	0	1	-1	81	0	2	6	89	136	-47
2019-2020	0	0	0	37	0	5	5	47	65	-18
2020-2021	0	1	-1	42	1	5	1	49	98	-49
2021-2022	0	1	-1	69	0	0	5	74	65	9
Average	**0**	**1**	**-1**	**63**	**0**	**3**	**4**	**71**	**99**	**-28**

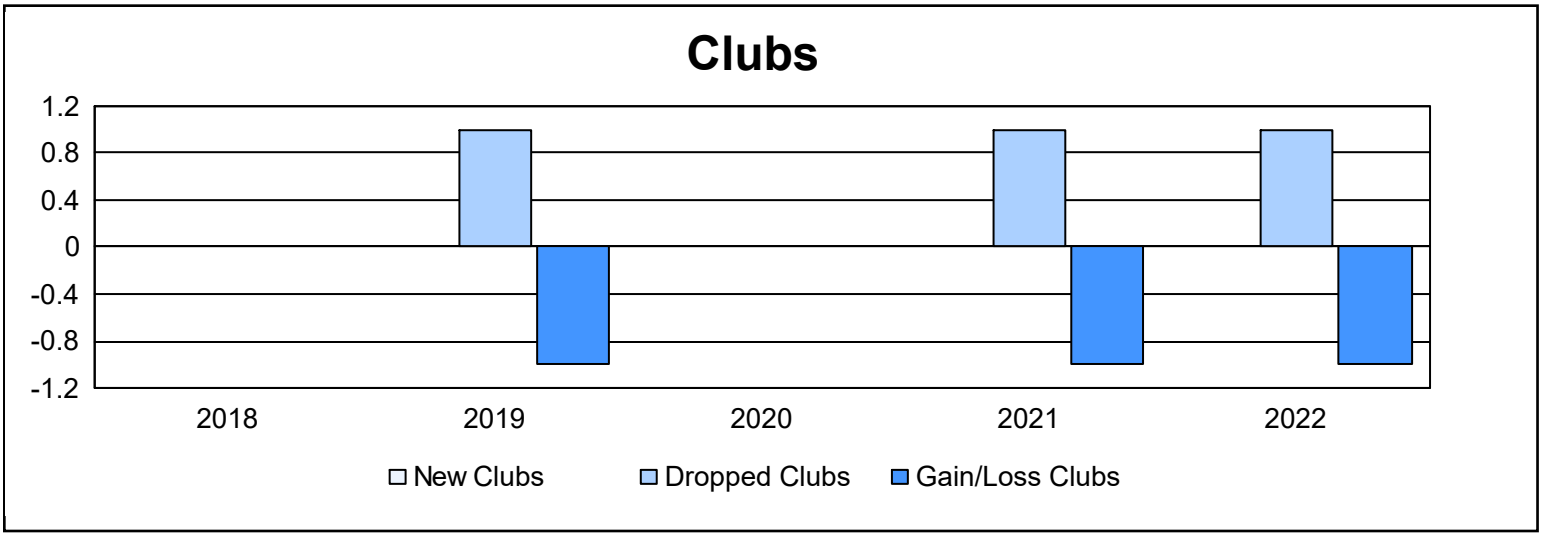

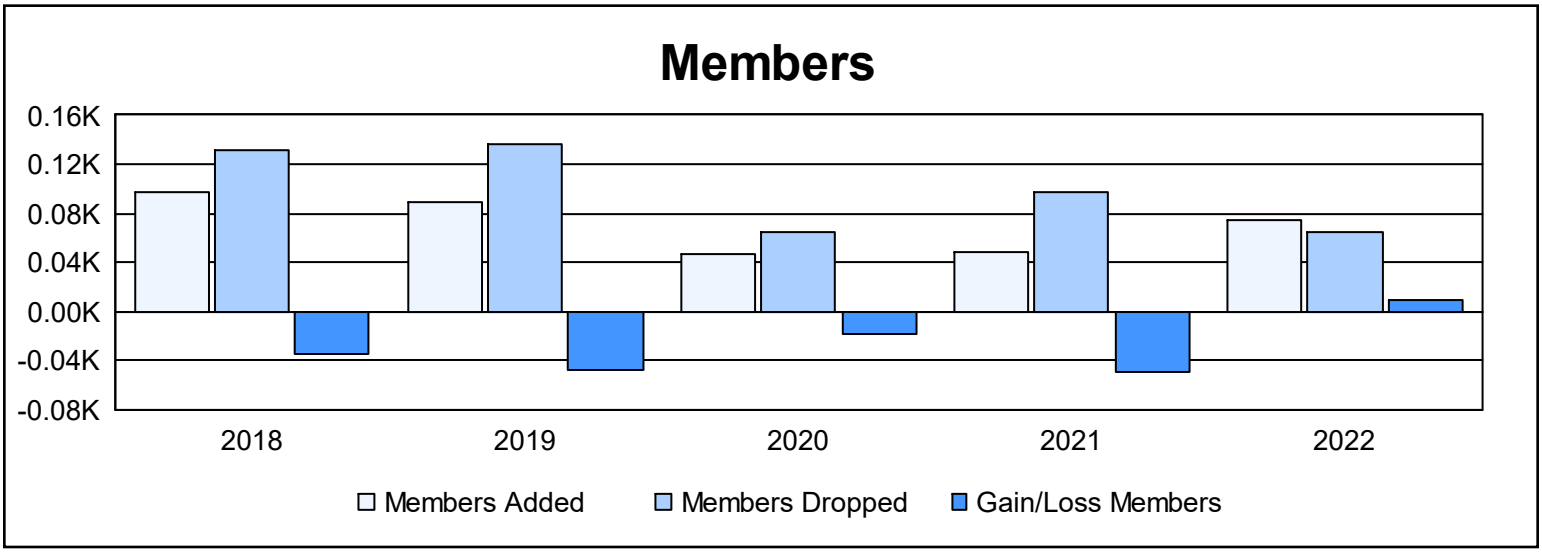

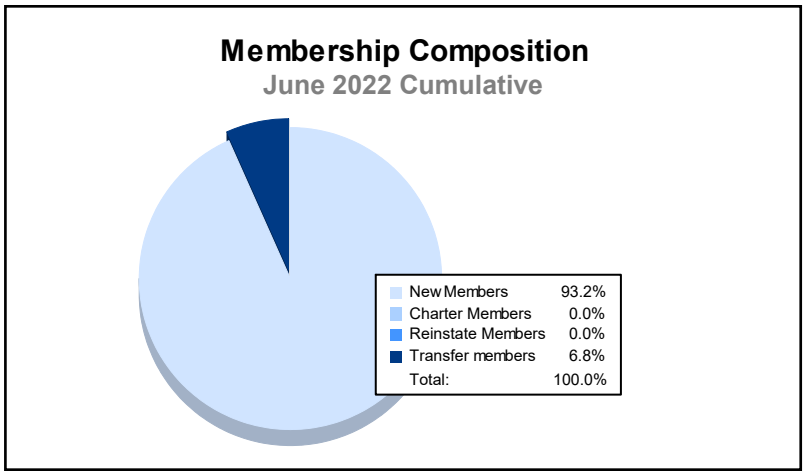
Membership Composition
June 2022 Cumulative
New Members 93.2%
Charter Members 0.0%
Reinstate Members 0.0%
Transfer members 6.8%
Total: 100.0%

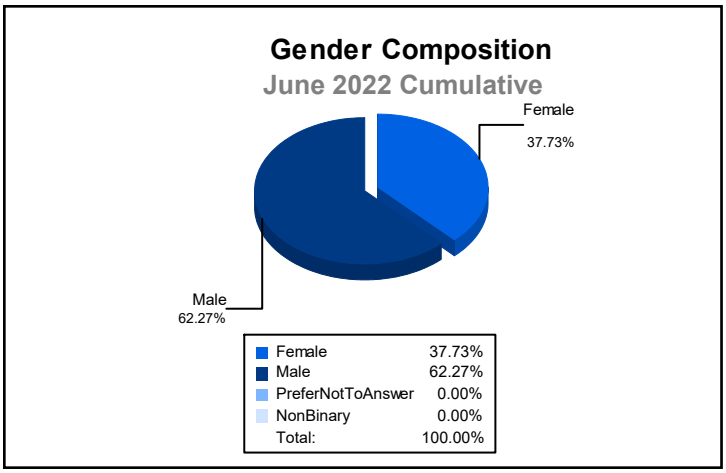
Gender Composition
June 2022 Cumulative
Female
37.73%
Male
62.27%
Female 37.73%
Male 62.27%
PreferNotToAnswer 0.00%
NonBinary 0.00%
Total: 100.00%